

2019
Touring
Coach



AIRSTREAM

The 2019 Airstream Touring Coach Line

Page 3

ATLAS



Our most spacious touring coach, the Atlas gives you room to roam in complete comfort. From the Murphy Suite bed to the three-piece bathroom, every luxurious feature serves a single purpose: making every trip more enjoyable than the last.

Décors Available

- Columbian Walnut
- Beach Wood

Page 24

INTERSTATE EXT



The Interstate EXT brings bespoke luxury to both short trips and longer adventures. Two thoughtful floorplans, 50+ best-in-class features, and the performance of Mercedes-Benz® have helped the Interstate earn the honor of being the #1 best-selling class B diesel motorhome in the U.S. since 2012.

Décors Available

- Columbian Walnut
- Beach Wood
- Light Camel

Page 47

Tommy Bahama



Welcome to your personal Weekend Escape Vehicle. The Tommy Bahama® Special Edition Touring Coach surrounds you in the kind of luxury that takes all your cares away, letting the free, easy pace of island life take over – no matter where you are.

Décors Available

- Tommy Bahama® Relax Edition

2019
Atlas




Atlas raises the bar on luxury travel.

If there's one thing that ties Airstream and Mercedes-Benz together, it's the relentless pursuit of the best. Inspired by the iconic Airstream Interstate, Atlas is a seamless merging of luxury and advanced performance with more than 50 best-in-class features, opulent finishes, and our most spacious floorplan. A new standard has arrived for those who believe a well-traveled life begins with the best. The best of everything has arrived.



Interstate Touring Coach

Download our Best-in-Class Guide for more. 



Atlas Touring Coach





A tale of two titans.

Airstream

Since Wally Byam first envisioned enabling people to travel whenever and wherever they fancied without forsaking the comforts of home, Airstream has built a reputation for iconic design, functional craftsmanship and impeccable quality. And in creating the innovative Interstate Touring Coach alongside Mercedes-Benz, Airstream pioneered the path of luxury travel, holding the torch of #1 Class-B diesel motorhome for six years.



Mercedes-Benz

The three-pointed star on the Atlas symbolizes the promise that Mercedes-Benz has kept in every one of its vehicles since its inception in 1886 – to deliver the best or nothing. The Airstream Touring Coach line epitomizes the Mercedes-Benz commitment to performance, design, safety, and innovation, and Atlas raises the bar once again.

Atlas: a creature of comforts, inside and out.

Traveling in luxury and style isn't what you aspire to, it's simply the way you roll – whether it's weekend whitewater rafting in a remote river canyon, or wining and dining in an exquisite mountain town. When it comes to fulfilling all your expectations of quality and comfort on the road, you'll find nothing greater than Atlas, with 50+ best-in-class features that define luxury, innovation, safety and reliability. All standard on the Atlas. With this superb touring coach, you're not just investing in adventure, you're investing in a lifetime of joy.





Life on the road just got a gorgeous upgrade.



Craftsmanship that conveys care in every fabric and finish.





Go from lounging to sleeping with ease, on the Villa® power sofa with integrated Murphy bed.



For trip inspiration, read our Farms & Wineries Guide.



Compromise isn't
in your vocabulary.
Or ours.



For those who are driven by perfection.

Atlas Exterior Features



Air Suspension



Alcoa® DuraBright Aluminum Wheels



Power Armless Awning w/Auto-Retract



3.2kw Onan® Quiet Diesel Generator

Atlas Interior Features



Froli® Ergonomic Bed System



Quietstream™ Ducted Air w/Heat Pump



Power Opening Sunroof w/Screen & Shade



Power Tilting Oceanair Window Shades

Atlas: Best-in-Class Features

Performance

The Atlas partnership of Airstream and Mercedes-Benz means that you can expect the exceptional power, responsiveness, efficiency and control of a Mercedes-Benz, built to the specifications of Airstream with its uncompromising legacy of durability and functional design. The result? Premium chassis upgrades come standard with every Atlas.

CHASSIS

- ★ Mercedes-Benz® Sprinter 3500 chassis
- ★ Mercedes-Benz® 3.0L V6 turbo diesel
- ★ 5-Speed automatic transmission
- ★ 188 horsepower / 325 lbs torque
- ★ 20,000 mile oil maintenance intervals
- ★ 5,000 pounds towing capacity
- ★ BlueTEC emission & fuel reduction technology
- ★ Rear Air Ride Suspension
- ★ Alcoa® DuraBright forged aluminum wheels
- ★ Heated windshield
- ★ Heated driver & passenger seats
- ★ Heated power mirrors
- ★ Dash trim enhancement package
- ★ Battery assist
- ★ In-dash maintenance monitoring system
- ★ Multi-function steering wheel w/trip computer
- ★ Tilt & telescopic wheel
- ★ Power windows
- ★ Power door locks
- ★ Hidden storage compartment
- ★ Overhead map lights
- ★ Overhead compartment for sunglasses
- ★ Locking glove box
- ★ Driver & passenger door entry lighting
- ★ Entry assist handles
- ★ Custom floor mats
- ★ All season tires
- ★ High gravity suspension package
- ★ Heavy duty shocks
- ★ Heavy duty springs
- ★ Heavy duty stabilizer bars
- ★ Heavy duty bushings
- ★ Heavy duty brakes
- ★ Heavy duty 220 amp alternator

- ✓ Superior ride and handling
- ✓ Better lane control in windy conditions
- ✓ Improved suspension comfort
- ✓ Constant ride height
- ✓ Better tire and brake performance
- ✓ Easy to drive
- ✓ Quick acceleration
- ✓ Outstanding torque
- ✓ Exceptional fuel mileage
- ✓ Over \$10,000 chassis upgrades come standard



Safety

Nothing is more important to Airstream or Mercedes-Benz than the safety of every passenger in our vehicles. That's why both companies are renowned for innovations in safety features from bumper to bumper.


SAFETY

- ★ Multiple safety airbags
- ★ Collision prevention assist
- ★ Lane keeping assist
- ★ Side camera(s) assist
- ★ Rear camera assist
- ★ Dedicated camera monitor
- ★ Lane guidance assist w/photoreal road and exit view (in-dash infotainment system)
- ★ Up ahead information assist for fuel, food, repair and more (in-dash infotainment system)
- ★ Speed limit assist (in-dash infotainment system)
- ★ Road restrictions and warnings assist (in-dash infotainment system)
- ★ High beam assist

- ★ Automatic rain sensing wipers
- ★ Bi-Xenon headlights
- ★ Headlamp cleaning system
- ★ Automatic headlamp on and off
- ★ Fog lamps
- ★ First aid kit
- ★ Emergency flashlight
- ★ Fire extinguisher
- ★ LP gas detector
- ★ Smoke & CO alarm

- ✓ Superior safety
- ✓ State of the art systems
- ✓ Improved road handling stability
- ✓ Advanced navigation and road guidance information
- ✓ Feel confident and in control
- ✓ Over \$5,000 safety upgrades come standard



Download our Best-In-Class Guide for more. 

Airstream + Mercedes-Benz

Design

The minute you put the key in the ignition, you'll know you've arrived. From the gleaming exterior and interior features that epitomize thoughtful, practical luxury – to the same engineering and systems management that made the award-winning Interstate such a pleasure to drive, Atlas is a luxury touring coach second to none.

INTERIOR

- ★ Airstream® interior design & styling
- ★ Signature aluminum ceiling and trim
- ★ Marine woven synthetic flooring
- ★ Ultraleather® seating
- ★ Samsung® solid surface custom countertops
- ★ Kohler® brushed fixtures in bathroom & kitchen
- ★ Villa® power sofa with sleeper & Murphy bed
- ★ High gloss laminate cabinetry w/soft close
- ★ Full extension drawers w/Blum® guides
- ★ Magic Suede® walls & window coverings
- ★ Oceanair tilting power shades
- ★ Power sunroof with screen & day/night shade
- ★ Entertainment center with power hidden storage compartment for TV & Soundbar
- ★ Teak shower wall inlay
- ★ Integrated shower LED lighting
- ★ Kohler® premium grade stainless steel sinks

- ✓ Luxuriously appointed
- ✓ Handcrafted
- ✓ Stunning colors and finishes
- ✓ Ultra premium materials and fabrics
- ✓ Bold, beautiful, contemporary design
- ✓ Over \$10,000 in premium interior upgrades come standard



EXTERIOR

- ★ Airstream® & Mercedes-Benz® exterior design, styling & badging
- ★ Mercedes-Benz® OE factory color coded paint
- ★ Mercedes-Benz® OE tail lights
- ★ Luxury automotive appearance
- ★ Full body kit (front air dam, integrated hitch cover, running boards w/courtesy entry lighting)
- ★ Chrome enhancement kit (front license plate holder & grill)
- ★ Chrome body line trim package (front to rear)
- ★ Contoured/Curved exterior walls
- ★ Smooth and seamless walls, curves, corners and joints
- ★ Body matching molded storage doors w/hidden latches
- ★ Storage and service compartments w/motion activated lighting
- ★ Undercarriage LED lighting
- ★ Power entry step integrated into exterior bodyline
- ★ Euro style entry handle w/ LED backlit lighting
- ★ Contoured fiberglass entry door with screen door & frameless window
- ★ Armless power awning (OE color coded, triple arm, adjustable LED lighting)
- ★ Low profile AC shroud (OE color coded)
- ★ Keyless entry on all doors (uses chassis key fob)

- ✓ Automotive fit & finish
- ✓ Beautiful body lines & superior stance
- ✓ Sleek, sophisticated & stunning style
- ✓ Stand apart from the crowd
- ✓ Over \$15,000 in premium exterior upgrades come standard

SYSTEMS

- ★ Construction – Floor (steel framed vacuum bonded insulated). Sidewalls (radius sidewall vacuum bonded aluminum framed with Azdel composite walls). Roof (domed 7 layer vacuum bonded aluminum framed insulated with Filon roof cap). Roof and Floor Assembly (locking extrusions with Huck rivets). Outrigger Assembly (fully bonded). Windows (frameless radius to match sidewall w/ screen & light filtering/privacy shade)
- ★ Plumbing – macerator waste pump with power hose reel with power knife valves, heated fresh and grey tanks, tankless on-demand water heater
- ★ Electrical – multiplex touchpad electronic controls w/7 inch master control screen and energy management system, diesel generator, 2 AGM house batteries, converter/inverter & 300W solar panels.
- ★ Entertainment – Power Entertainment System Samsung® 40-inch LED Smart TV (built-in Wi-Fi access, full web browser, smart apps, social media, access media/programs from your mobile device and more). Samsung® Soundbar (built-in woofers, Clear Voice technology, Bluetooth enabled)
- ★ In-Dash Infotainment – 8-inch touchscreen w/smart Android based operating system, Navigation by Garmin, database of 20k locations, RV and road warning assist, Sirius-XM, DVD, USB charging port, Bluetooth, Wi-Fi tethering and much more
- ★ Components/System – Diesel generator, power stabilizer jacks, Quietstream™ ducted air-conditioning w/ integrated condensation drains & heat-pump, OE key fob locks/unlocks storage doors

- ✓ Incredible super structure
- ✓ Solid, heavy duty, rattle resistant construction
- ✓ High-grade materials and components
- ✓ Odorless, formaldehyde free (certified Green by TRA)
- ✓ Outstanding insulation & sound deadening
- ✓ Advanced onboard systems with ease of use
- ✓ Well designed. Well built.
- ✓ Over \$15,000 in system upgrades come standard



Froli® Ergonomic Bed System



Power Entry Step with Hidden Design



Power Entertainment Center




Kohler® Shower Head

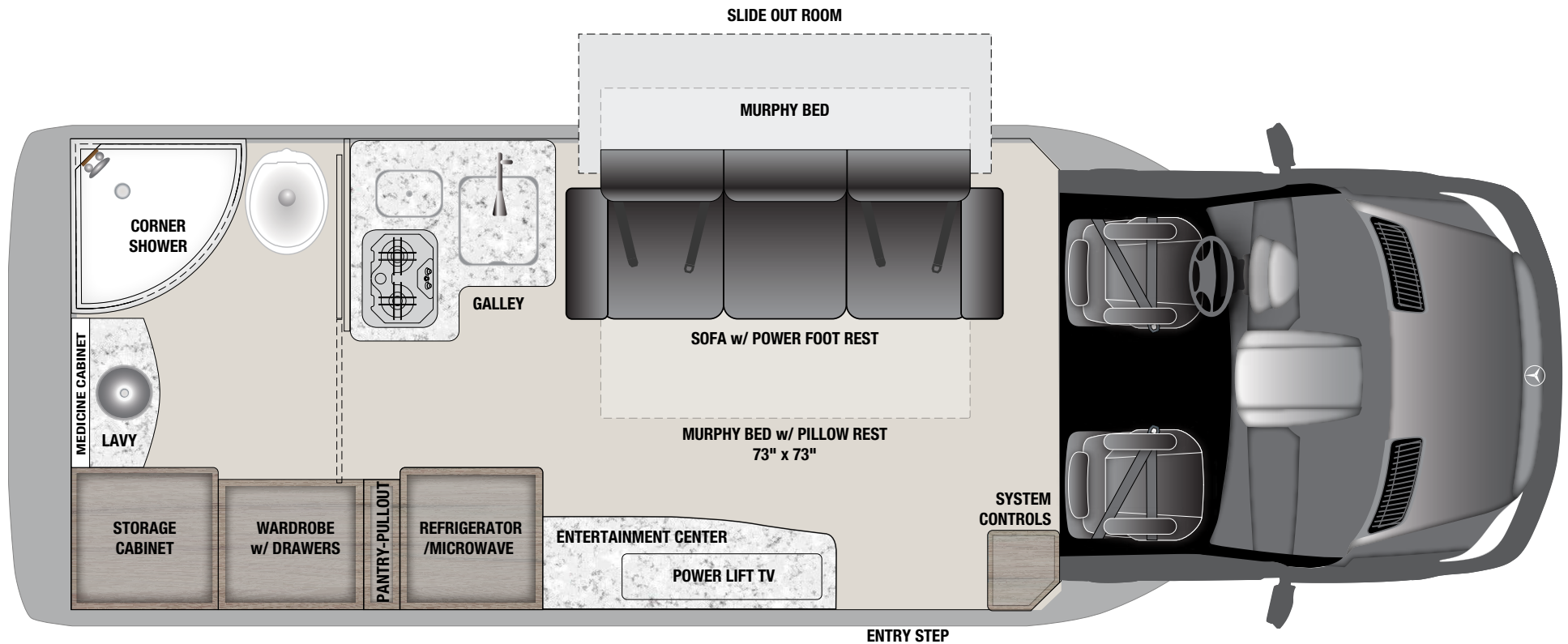


In-Dash Infotainment System

Atlas Floorplan

Find your perfect floorplan online. 

Murphy Suite




Atlas Exterior Color

Brilliant Silver Metallic






Atlas Interior Décor


Want to see more? Step inside. 




Columbian Walnut



Moon




Black




Pillow




Pillow




Ultraleather® Seating Choice




Countertop




Flooring




Pillow Sham



Duvet




Cabinetry




Angel White Texture
Upper Doors (optional)




Beach Wood




Moon




Black




Pillow




Pillow




Ultraleather® Seating Choice




Countertop




Flooring




Pillow Sham



Duvet



Cabinetry



Angel White Texture
Upper Doors (optional)

Atlas Specifications

Chassis	Mercedes-Benz® Sprinter 3500 Chassis
Engine	Mercedes-Benz® 3.0L V6 Turbo Diesel
Emissions	BlueTEC SCR Technology, 50 State – EPA/CARB Standards
Horsepower	188 HP / 325 lbs torque
Transmission	5 Speed Automatic
Axle Ratio	3.92
Wheelbase	170 in.
MPG*	16-18 Estimated Highway
Chassis Safety System	Mercedes-Benz® Adaptive ESP® (Electronic Stability Program)
GVWR/GCWR	11,030 lbs/15,250 lbs
UBW (Unit Base Weight)	10,045 lbs
NCC (Net Carrying Capacity)	985 lbs
Tow Package	Mercedes-Benz® Hitch, 7 Pin Trailer Plug, Brake Control Pre-wired
Tow Capacity**	Up to 5,000 lbs
Trailer Safety System	Mercedes-Benz® Trailer Stability Assist System
Overall Length	24 ft. 9 in.
Overall Height	10 ft. 6 in. (including A/C)
Overall Width	8 ft. 3 in.
Interior Height/Width	6 ft. 6 in. / 7 ft. 4.5 in.
Tank Capacities	23 gals (Fresh), 31 gals (Grey), 23 gals (Black)
LPG	9.76 gals (41.38 lbs) 80% fill
Diesel Fuel	26.4 gals
Air Conditioner	15,000 BTU Quietstream™ Ducted w/Heat Pump
Furnace	16,000 BTU

Water Heater	60,000 BTU On-Demand Continuous Flow
Heated Tanks	Fresh, Grey & Black Tanks (12 volt)
Refrigerator & Freezer	9.1 cu. ft. (12 volt)
Microwave	1.1 cu. ft. Convection Microwave
Cooktop	2 Burner with Integrated Cover
Safety Components	LP Gas Detector, Smoke and CO ₂ Alarm, Fire Extinguisher, First Aid Kit
Plumbing System	Macerator Pump System w/Electric Retract
TV Antenna	Omni Directional In-motion VHF/UHF
TV Cable	Cable TV Outlets/Hook-ups
TV Satellite	Pre-wired for Satellite Dish
Electrical System	Touch Screen/Touch Pad Electronic Controls with Energy Management System
Converter/Inverter	50 amp Multi-stage Charger, 1,000 Watt Pure Sine Inverter
Generator	3.2 kW (Diesel) with Remote Start
Batteries (Coach)	2 – 12 Volt Deep Cycle Maintenance Free Group 24 AGMs
Shore Power	30 amp/110 Volt Service
Solar Power	300 Watt Solar System
Support	24/7 365 Roadside Assistance
Warranty***	3 Years/36,000 Miles Airstream 3 Years/36,000 Miles Mercedes-Benz® 5 Years/100,000 Miles Mercedes-Benz® Engine

* Actual mileage may vary due to load, driving style, and overall conditions.

** Typical tow capacity will range from 4,200-5,000 lbs dependent upon build spec and intended vehicle loading with people, cargo, and fluids.

*** New Vehicle Limited Warranty. Individual components may vary. See Owners Manual for specific warranty coverage and information.



Cockpit Features

Heated Swivel Driver/Passenger Seats	STD
Rear & Side View Camera Monitor	STD
Privacy Shades	STD
Tilt & Telescopic Steering Wheel	STD
Multifunctional Steering Wheel	STD
Locking Glove Box	STD
Entry Door Lighting	STD
Overhead Map Lights	STD
In-Dash Maintenance Monitoring System	STD
Touch Screen NAV/SAT Radio/DVD System (8 in.)	STD
Custom Carpet Floor Mat	STD

ATLAS

Main Cabin Features

Signature Aluminum Ceiling & Trim	STD
High Gloss Laminate Cabinetry	STD
Flush-Mount Cabinet Hardware & Soft Close Doors	STD
Ultraleather® Seating	STD
Magic Suede® on Trim & Window Coverings	STD
Power Tilting Oceanair Window Shades	STD
Marine Woven Synthetic Flooring	STD
Adjustable LED Lighting	STD
Pedestal Table (2)	STD
LED 40 in. Widescreen HDTV and Soundbar on Power Lift	STD
Multiplex Control System w/7 in. Color Touchscreen	STD
Villa® Power Sofa w/Integrated Murphy Bed	STD
Froli® Ergonomic Bed Support System	STD
Power Opening Sunroof Skylight w/Screen & Shade	STD
Wardrobe Closet	STD
USB Charging Ports	STD
Angel White Overhead Locker Accent Laminate	OPT
Black Ultraleather®	OPT

Exterior Features

Air Ride Suspension	STD
Power Stabilizer Jacks	STD
Chrome Package (body line trim, grill, license plate holder)	STD
Alcoa® DuraBright Aluminum Wheels	STD
BASF Metallic OE Paint w/Cut & Buff Finish	STD
Fog Lamps	STD
Front Lower Spoiler	STD
Hidden Hitch Cover Rear Bumper	STD
Bi-Xenon Headlights with Washer System	STD
Heated Windshield	STD
Power Heated Mirrors	STD
Mercedes-Benz® OE Sprinter Tail Lights	STD
Power Armless Awning with Auto-Retract	STD
Power Entry Step with Hidden Design	STD
LED Patio & Awning Lighting	STD
Remote Locking Storage Doors with Hidden Latches	STD
Exterior Shower with Hot & Cold Water	STD
LED Undercarriage Lights w/Dimmer	STD
Hidden Retracting Screen Door	STD
110V Outlet, HDMI & Coaxial Output	STD
LP Accessory Hook-up (Grill)	STD
Storage Compartments w/LED Motion Lights	STD
Frameless Radius-Corner Tilt-Open Windows	STD

Bathroom Features

Fantastic® Fan w/Temperature & Rain Sensors	STD
Toilet	STD
Corner Shower w/Teak Wall Inlay	STD
Kohler® Faucet, Shower Head & Sink	STD
Integrated LED Shower Lighting	STD
Towel Rack	STD
Riveted Aluminum Porthole Door	STD
Mirrored Medicine Cabinet	STD
Storage Drawers	STD
Cedar Lined Wardrobe Closet	

Galley Features

Kohler® Faucet & Sink w/Flush Solid-Surface Cover	STD
Solid-Surface Countertop with Aluminum Backsplash	STD
Galley Extension Pull-Out Shelf	STD
Fantastic® Fan w/Temperature & Rain Sensors	STD
Drop-In Waste Basket w/Solid-Surface Cover	STD
Aluminum Refrigerator Fascia	STD


Construction Features

Curved Composite Storage Doors w/Continuous Hinge	STD
Azdel Composite Roof/Floor/Wall Material	STD
Floor – Vacuum-Bonded Aluminum-Framed	STD
Roof – Fiberglass Crowned Vacuum-Bonded Aluminum-Framed	STD
Walls – Radius Vacuum-Bonded Aluminum-Framed	STD
Interlocking Extrusion Joints w/Huck Rivets	STD
Trimless Smooth Fiberglass Body Seams	STD
Molded Fiberglass Front & Rear Caps	STD

Safety Features

Multiple Safety Impact Air Bags	STD
Four Seat-Belt Positions	STD
Collision Prevention Assist	STD
Lane Keeping Assist	STD
Rear Camera Assist w/Always-On Viewing & Adjustable Angle	STD
Side Camera Assist Integrated in Side Mirrors	STD
High Mounted Third Brake Light	STD
Advanced Navigation w/RV Specific Warnings & Instructions	STD
Rain Sensing Windshield Wipers	STD
Smoke, CO ₂ & LPG Detectors	STD
Fire Extinguisher	STD

Information and Specifications are based on the 2018 model year and are subject to change without notice. For additional information, consult your Authorized Airstream Dealer.

See more features online. 

2019
Interstate
EXT



“Luxe collaboration between Airstream and Mercedes-Benz.”

— *Men's Journal*





Turnkey adventure.

The Airstream Interstate EXT is what happens when an American icon meets the world's premier carmaker. The end result is something that drives as perfectly as it sleeps. A combination of luxury touring coach and private jet. Ready to go at the turn of a key and perfect for any adventure – wine country, tailgates, golf trips or exploring our national parks. The only thing you'll be missing with an Interstate is an excuse to stay home.



For trip inspiration, read our Farms & Wineries Guide.



Experience the legends ...

Airstream

Founded in 1931, Airstream is truly an American icon. With a sterling reputation, built on a foundation of unique designs, futuristic innovations and dependable durability, Airstream has been inspiring adventures for over 85 years.

Mercedes-Benz

Since its inception in 1886, Mercedes-Benz has also been renowned and synonymous with unmatched automotive luxury, performance and advanced technologies.



Watch a video about the Airstream + Mercedes-Benz partnership.



It's no surprise, when these two world-class companies rallied together to create the Airstream Interstate, it made perfect sense. By pairing sleek Airstream styling with the precision engineering of the Mercedes-Benz Sprinter, the result is a seamless expression of power, opulence, comfort and reliability: the Airstream Interstate.

All Airstream Interstates are luxuriously appointed with a variety of stunning colors, finishes, and fabrics. Your options abound – choose the seating, socializing and sleeping arrangements that best fit your individual preference.



Often imitated, never replicated.

Everything in or on the Airstream Interstate EXT – from cabinets to curtains, power awning to engine – performs as well as it drives. This motor coach has no equal at any trim level, with 50 best-in-class features that come standard. Yes, standard. Every touch point, latch, door and button is reassuringly solid – letting you know it's well crafted for a lifetime of use.



Download our Best-in-Class Guide for more.





Interstate Lounge EXT



Plenty of galley for everything from breakfast to cocktail hour.



Interstate Grand Tour EXT



Luxury, squared.



Best-in-class storage systems.

Four Wheel Drive, On Demand.



Optional on demand, four wheel drive maintains the utmost traction, stability, and control.

Ride on Air.



Optional air suspension system for improved drivability, stability, and comfort.

[!\[\]\(e3f8612927870f2e0f9f5989e6dd3064_img.jpg\) Watch a video about Air Ride Suspension.](#)



The power to go anywhere.
The comfort to keep you there.



Interstate EXT: Best-in-Class Features

Performance

When it comes to performance, unsurpassed quality and unbeatable durability, Airstream® and Mercedes-Benz® lead the way. The award-winning Mercedes-Benz Sprinter is built to Airstream's unique specifications to ensure that dozens of premium chassis upgrades come standard on every Airstream Interstate.

CHASSIS

- ★ Mercedes-Benz® Sprinter 3500 extended
- ★ Mercedes-Benz® 3.0L V6 turbo diesel
- ★ 5-Speed automatic transmission
- ★ 188 horsepower / 325 lbs torque
- ★ 20,000 mile oil maintenance intervals
- ★ 5,000 pounds towing capacity
- ★ BlueTEC emission & fuel reduction technology
- ★ Battery assist
- ★ In-dash maintenance monitoring system
- ★ Multi-function steering wheel w/trip computer
- ★ Tilt & telescopic steering wheel
- ★ Heated windshield
- ★ Heated driver & passenger swivel seats
- ★ Heated power mirrors
- ★ Rear window defrost
- ★ Power windows
- ★ Power door locks
- ★ Hidden storage compartment
- ★ Overhead map lights
- ★ Overhead compartment for sunglasses
- ★ Locking glove box
- ★ Driver & passenger door entry lighting
- ★ Entry assist handles at each door
- ★ Custom floor mats
- ★ Alcoa® DuraBright forged aluminum wheels
- ★ All season tires
- ★ Hidden spare tire
- ★ High gravity suspension package
- ★ Heavy duty shocks
- ★ Heavy duty springs
- ★ Heavy duty stabilizer bars
- ★ Heavy duty bushings
- ★ Heavy duty brakes
- ★ Heavy duty 220 amp alternator
- ★ Leather wrapped steering wheel

- ✓ Amazing car like handling
- ✓ Easy to drive
- ✓ Quick acceleration
- ✓ Outstanding torque
- ✓ Exceptional fuel mileage (18+ MPG)
- ✓ Maximum strength & durability



Safety

Your safety is Airstream's and Mercedes-Benz' highest priority. Dozens of landmark safety innovations have been integrated into the Airstream Interstate to help protect you, your passengers and your cargo.

SAFETY

- ★ Multiple safety airbags
- ★ Child tethers on select floorplans
- ★ Collision prevention assist
- ★ Lane keeping assist
- ★ Blind spot assist
- ★ Front & rear parking assist
- ★ Trailer stability assist
- ★ High beam assist
- ★ Rear camera assist
- ★ Side camera(s) assist
- ★ Rear view monitor assist
- ★ Load adaptive electronic stability program
- ★ Automatic rain sensing wipers
- ★ Bi-Xenon headlights
- ★ Headlamp cleaning system

- ★ Automatic headlamp on and off
- ★ Fog lamps
- ★ First aid kit
- ★ Emergency flashlight
- ★ Fire extinguisher
- ★ LP gas detector
- ★ Smoke & CO alarm

- ✓ Superior safety
- ✓ State of the art systems
- ✓ Feel confident & in control



Collision Prevention Assist




Lane Keeping Assist



Blind Spot Assist



Side View Camera



Rear View Camera



Electronic Stability Program (ESP)

Download our Best-in-Class Guide for more.



Airstream + Mercedes-Benz

Design

World-renowned quality, craftsmanship and engineering goes into all aspects of design from luxurious interiors to exquisite exteriors along with technological excellence that delivers the most highly advanced state-of-the-art systems on the road today.

INTERIOR

- ★ Airstream® interior design & styling
- ★ Aluminum ceiling & trim
- ★ High gloss laminate cabinetry
- ★ Flush mount & solid shut cabinet hardware
- ★ Slide-free interior cabinet finish out
- ★ Ultraleather® seating
- ★ Dupont Corian® countertop
- ★ Magic Suede® on walls & window coverings
- ★ Marine plank style synthetic flooring
- ★ Power day/night shades w/remote control
- ★ Adjustable LED lighting
- ★ Vanity mirrors in cockpit visors

- ✓ Luxuriously appointed
- ✓ Stunning colors, finishes, and fabrics
- ✓ Bold, beautiful, contemporary design



Grand Tour Side Screen Door

EXTERIOR

- ★ Automotive exterior design & styling
- ★ Full body kit (front, sides, rear)
- ★ Chrome enhancement kit
- ★ Airstream® & Mercedes-Benz® badging
- ★ Integrated hidden hitch cover
- ★ 3M® Protective Film on rear bumper
- ★ OE factory color coded components
- ★ Power auto-retract entry step
- ★ Undercarriage LED lighting
- ★ LED lighting service box locations
- ★ Locking service boxes
- ★ LED patio light
- ★ Armless power awning w/LED adjustable lighting
- ★ Aerodynamic awning transition caps
- ★ Side screen door
- ★ Rear power screen door

- ✓ Beautiful body lines & superior stance
- ✓ Uncompromising presence on the road
- ✓ Sleek, sophisticated & stunning style
- ✓ Stand apart from the crowd



Rear Power Screen Door

SYSTEMS

- ★ Construction – 7 layer/1.5 inch composite flooring system, EcoBatt® insulation throughout, premium heavy duty grade materials, latches, and hardware
- ★ Plumbing – macerator waste pump with power hose reel with power knife valves, heated fresh and grey tanks, tankless hot water heater
- ★ Electrical – multiplex touchpad electronic controls w/ 7 inch master control screen and integrated energy management system, LP generator w/noise-reduction resonator, 2 AGM house batteries, converter/inverter, & 300 watts of solar panels
- ★ NAV – highly advanced GPS navigation system
- ★ Storage – integrated storage throughout including overhead, under beds/sofa, galley and more
- ★ Entertainment – In-dash multimedia with satellite & HD radio, Pandora®, smart phone connectivity and much more; in-cabin HD LED widescreen TV (2), Blu-Ray™ Player, in-motion local TV antenna, pre-wired for satellite systems
- ★ Options – four-wheel drive, rear air suspension with automatic ride height, 4-point hydraulic level jack system

- ✓ Solid, heavy duty, rattle free construction
- ✓ High-grade materials & components
- ✓ Superior sound deadening from road noise
- ✓ Outstanding insulation from cold/hot conditions
- ✓ Advanced onboard systems with ease of use
- ✓ Well designed. Well built.

SUPPORT

- ★ 24/7 Emergency Roadside Assistance & 24/7 Technical Hotline
- ★ 3 Year/36,000 Mile Warranty
- ★ Coast to Coast Dealer Network

LED Undercarriage Lighting



Power Day/Night Shades



Armless Power Awning with LED Lighting



Centralized System Controls



Premium Cabinetry



Rest stop without the stopping.

Interstate EXT Floorplans

Interstate Lounge EXT
Find your perfect floorplan online.



Bed Conversion



Lounge EXT

Interstate Grand Tour EXT
Find your perfect floorplan online.



Bed Conversion



Grand Tour EXT



Bed Conversion



Grand Tour EXT Twin

Explore the differences between Lounge and Grand Tour.

Interstate EXT Exterior Colors



Available in three exterior colors: Brilliant Silver Metallic, Arctic White, or Jet Black.



Interstate EXT Interior Décor

Want to see more? Step inside. [+](#)



Columbian Walnut



Ultraleather® Seating Choice



Countertop

Flooring




Cabinetry



Light Camel



Ultraleather® Seating Choice



Countertop

Flooring




Cabinetry

Interior Décor

Want to see more? Step inside. [+](#)



Beach Wood



Moon



Black

Ultraleather® Seating Choice



Countertop



Flooring



Cabinetry



The handy workstation (Grand Tour EXT only) is the perfect place to catch up on the day's events, check in with work or write your masterpiece.

Interstate Lounge EXT Specifications

See more features online.



Chassis	Mercedes-Benz® Sprinter 3500 Extended
Engine	Mercedes-Benz® 3.0L V6 Turbo Diesel
Emissions	BlueTEC SCR Technology, 50 State – EPA/CARB Standards
Horsepower	188 HP / 325 lbs torque
Transmission	5 Speed Automatic
Axle Ratio	3.92
Wheelbase	170 in.
MPG*	18+ Estimated Highway
Chassis Safety System	Mercedes-Benz® Adaptive ESP® (Electronic Stability Program)
GVWR/GCWR	11,030 lbs/15,250 lbs
UBW	9,300 lbs 2WD/9,575 4WD (add 90 lbs for air suspension and 240 lbs leveling jacks)
OCCC	1,730 lbs 2WD/1,455 4WD (deduct 90 lbs for air suspension and 240 lbs leveling jacks)
Tow Package	Mercedes-Benz® Hitch, 7 Pin Trailer Plug, Brake Control Pre-wired
Tow Capacity**	Up to 5,000 lbs
Trailer Safety System	Mercedes-Benz® Trailer Stability Assist System
Overall Length	24 ft. 1 in.
Overall Height	9 ft. 8 in. 2WD/9 ft. 11 in. 4WD (inc A/C & Antenna)
Overall Width	6 ft. 7.7 in.
Interior Height/Width	6 ft. 2.25 in. / 5 ft. 10 in.
Tank Capacities	26 gals (Fresh), 27 gals (Grey), 13 gals (Black)
LPG	14.55 gals (61.9 lbs) 77% fill
Diesel Fuel	24.5 gals

Air Conditioner	13,500 BTU
Furnace	16,000 BTU
Water Heater	60,000 BTU On-Demand Continuous Flow
Heated Tanks	Fresh and Grey Tanks (12 volt)
Refrigerator & Freezer	3.1 cu. ft. (12 volt and 110 volt)
Microwave	1.2 cu. ft. Drawer Microwave
Cooktop	2 Burner with Integrated Cover
Safety Components	LP Gas Detector, Smoke and CO ₂ Alarm, Fire Extinguisher, First Aid Kit
Plumbing System	Macerator Pump System
TV Antenna	Omni Directional In-motion VHF/UHF
TV Cable	Cable TV Outlets/Hook-ups
TV Satellite	Pre-wired for Satellite Dish
Electrical System	Touch Screen/Touch Pad Electronic Controls with Energy Management System
Converter/Inverter	50 amp Multi-stage Charger, 1,000 Watt Pure Sine Inverter
Generator	2.5 kW (LPG) with Auto Start and Ultra Quiet Resonator
Batteries (Coach)	4 – 12 Volt Deep Cycle Maintenance Free Group 24 AGMs
Shore Power	30 amp/110 Volt Service
Solar Power	300 Watt Solar System
Support	24/7 365 Roadside Assistance
Warranty***	3 Years/36,000 Miles Airstream 3 Years/36,000 Miles Mercedes-Benz® 5 Years/100,000 Miles Mercedes-Benz® Engine

* Actual mileage may vary due to load, driving style, and overall conditions.

** Typical tow capacity will range from 4,200-5,000 lbs dependent upon build spec and intended vehicle loading with people, cargo, and fluids.

*** New Vehicle Limited Warranty. Individual components may vary. See Owners Manual for specific warranty coverage and information.



Safety Features

Watch a video about our safety features.



Multiple Safety Air Bags	STD
Collision Prevention Assist	STD
Lane Keeping Assist	STD
Blind Spot Assist	STD
Front & Rear Parking Assist	STD
High Beam Assist	STD
Rear & Side Camera Assist	STD
Rain Sensing Windshield Wipers	STD
Spare Tire	STD
Child Safety Tether Anchors (2)	STD

Cockpit Features

Heated Driver/Passenger Seats	STD
Tilt & Telescopic Steering Wheel	STD
Multifunctional Steering Wheel	STD
Locking Glove Box	STD
Entry Door Lighting	STD
Overhead Map Lights	STD
In-Dash Maintenance Monitoring System	STD
Touch Screen NAV/SAT Radio/DVD System (8 in.)	STD
Rear & Side View Camera Monitor	STD
Custom Carpet Floor Mats	STD
Privacy Shades	STD

Exterior Features

Full Body Kit	STD
Hidden Hitch Cover Rear Bumper	STD
3M® Protective Film Rear Bumper	STD
Fog Lamps	STD
Alcoa® DuraBright Aluminum Wheels	STD
Bi-Xenon Headlights with Washer System	STD
Heated Windshield	STD
Power Heated Mirrors	STD
Power Armless Awning with Auto-Retract	STD
Power Entry Step (sliding side door)	STD
LED Lighting – patio, service box locations, adjustable awning & under carriage	STD
Locking Service Boxes	STD
Exterior Shower with Hot & Cold Water	STD
LP Accessory Hook-up (Grill)	STD
Power Rear Screen	STD
Side Screen Door (Accordion Style)	STD
110V Outlet & HDMI Output	STD
Air Ride Suspension	OPT
4-Wheel Drive	OPT
Hydraulic Leveling Jacks	OPT



Main Cabin Features

Signature Aluminum Ceiling & Trim	STD
High Gloss Laminate Cabinetry	STD
Flush-Mount & Solid Shut Cabinets	STD
Ultraleather® Seating	STD
Magic Suede® on Walls & Window Coverings	STD
Power Day/Night Window Shades	STD
Plank Style Synthetic Flooring	STD
Adjustable LED Lighting	STD
Dupont Corian® Pedestal Table (1)	STD
LED Widescreen HDTVs (2)	STD
Blu-Ray™ Player	STD
Power Rear Sofa	STD
Pass-Thru Rear Storage	STD
USB Charging Ports	STD
Overhead Wardrobe Closet	OPT
Rear Hidden Floor Storage (N/A with Air Ride Suspension)	STD
Additional Rear Seat	STD
Fantastic® Fan with Rain Sensor	STD
Rear Cabin Carpet Kit (Black)	OPT

Bathroom (Wet Bath) Features

Toilet	STD
One-Piece Shower	STD
Sink with Articulated Mirror	STD
Retractable Clothes Line	STD
Towel Rack	STD
Riveted Aluminum Porthole Door	STD

Galley Features

Dupont Corian® Countertop with Backsplash	STD
Dupont Corian® Galley Flip-up Shelf	STD
Sink with Integrated Cover	STD
Cooktop with Integrated Cover	STD

Information and Specifications are based on the 2019 model year and are subject to change without notice. For additional information, consult your Authorized Airstream Dealer.

See more features online. [+](#)

Interstate Grand Tour EXT Specifications

See more features online.



Chassis	Mercedes-Benz® Sprinter 3500 Extended
Engine	Mercedes-Benz® 3.0L V6 Turbo Diesel
Emissions	BlueTEC SCR Technology, 50 State – EPA/CARB Standards
Horsepower	188 HP / 325 lbs torque
Transmission	5 Speed Automatic
Axle Ratio	3.92
Wheelbase	170 in.
MPG*	18+ Estimated Highway
Chassis Safety System	Mercedes-Benz® Adaptive ESP® (Electronic Stability Program)
GVWR/GCWR	11,030 lbs/15,250 lbs
UBW	Grand Tour: 9,050 lbs 2WD/9,325 lbs 4WD (add 90 lbs for Air suspension and 275 lbs for Jacks) Grand Tour Twin: 8,684 lbs 2WD/8,959 lbs 4WD (add 90 lbs for Air suspension and 275 lbs for Jacks)
OCCC	Grand Tour: 1,980 lbs 2WD/1,705 4WD (deduct 90 lbs for air suspension and 240 lbs leveling jacks) Grand Tour Twin: 2,346 lbs 2WD/2,071 4WD (deduct 90 lbs for air suspension and 240 lbs leveling jacks)
Tow Package	Mercedes-Benz® Hitch, 7 Pin Trailer Plug, Brake Control Pre-wired
Tow Capacity**	Up to 5,000 lbs
Trailer Safety System	Mercedes-Benz® Trailer Stability Assist System
Overall Length	24 ft. 4.5 in.
Overall Height	9 ft. 8 in. 2WD/9 ft. 11 in. 4WD (inc A/C & Antenna)
Overall Width	6 ft. 7.7 in.
Interior Height/Width	6 ft. 2.25 in. / 5 ft. 10 in.
Tank Capacities	26 gals (Fresh), 27 gals (Grey), 14 gals (Black)
LPG	14.55 gals (61.9 lbs) 77% fill

Diesel Fuel	24.5 gals
Air Conditioner	13,500 BTU
Furnace	16,000 BTU
Water Heater	60,000 BTU On-Demand Continuous Flow
Heated Tanks	Fresh and Grey Tanks (12 volt)
Refrigerator & Freezer	5.0 cu. ft. Fridge/1.6 cu. ft. Drawer Freezer (110 volt)
Microwave	1.2 cu. ft. Drawer Microwave
Cooktop	2 Burner with Integrated Cover
Safety Components	LP Gas Detector, Smoke and CO ₂ Alarm, Fire Extinguisher, First Aid Kit
Plumbing System	Macerator Pump System
TV Antenna	Omni Directional In-motion VHF/UHF
TV Cable	Cable TV Outlets/Hook-ups
TV Satellite	Pre-wired for Satellite Dish
Electrical System	Touch Screen/Touch Pad Electronic Controls with Energy Management System
Converter/Inverter	50 amp Multi-stage Charger, 1,000 Watt Pure Sine Inverter
Generator	2.5 kW (LPG) with Auto Start and Ultra Quiet Resonator
Batteries (Coach)	4 – 12 Volt Deep Cycle Maintenance Free Group 24 AGMs
Shore Power	30 amp/110 Volt Service
Solar Power	300 Watt Solar System
Support	24/7 365 Roadside Assistance
Warranty***	3 Years/36,000 Miles Airstream 3 Years/36,000 Miles Mercedes-Benz® 5 Years/100,000 Miles Mercedes-Benz® Engine

* Actual mileage may vary due to load, driving style, and overall conditions.

** Typical tow capacity will range from 4,200-5,000 lbs dependent upon build spec and intended vehicle loading with people, cargo, and fluids.

*** New Vehicle Limited Warranty. Individual components may vary. See Owners Manual for specific warranty coverage and information.



Safety Features

Watch a video about our safety features.



Multiple Safety Air Bags	STD
Collision Prevention Assist	STD
Lane Keeping Assist	STD
Blind Spot Assist	STD
Front & Rear Parking Assist	STD
High Beam Assist	STD
Rear & Side Camera Assist	STD
Rain Sensing Windshield Wipers	STD
Spare Tire	STD

Cockpit Features

Heated Driver/Passenger Seats	STD
Tilt & Telescopic Steering Wheel	STD
Multifunctional Steering Wheel	STD
Locking Glove Box	STD
Entry Door Lighting	STD
Overhead Map Lights	STD
In-Dash Maintenance Monitoring System	STD
Rear & Side View Camera Monitor	STD
Touch Screen NAV/SAT Radio/DVD System (8 in.)	STD
Custom Carpet Floor Mats	STD
Privacy Shades	STD

Exterior Features

Full Body Kit	STD
Hidden Hitch Cover Rear Bumper	STD
3M® Protective Film Rear Bumper	STD
Fog Lamps	STD
Alcoa® DuraBright Aluminum Wheels	STD
Bi-Xenon Headlights with Washer System	STD
Heated Windshield	STD
Power Heated Mirrors	STD
Power Armless Awning with Auto-Retract	STD
Power Entry Step (sliding side door)	STD
LED Lighting – patio, service box locations, adjustable awning & under carriage	STD
Locking Service Boxes	STD
Exterior Shower with Hot & Cold Water	STD
LP Accessory Hook-up (Grill)	STD
Power Rear Screen	STD
Side Screen Door (Sliding Panel)	STD
110V Outlet & HDMI Output	STD
Air Ride Suspension	OPT
4-Wheel Drive	OPT
Hydraulic Leveling Jacks	OPT

Main Cabin Features

Signature Aluminum Ceiling & Trim	STD
High Gloss Laminate Cabinetry	STD
Flush-Mount & Solid Shut Cabinets	STD
Ultraleather® Seating	STD
Magic Suede® on Walls & Window Coverings	STD
Built-in Work Station	STD
Power Day/Night Window Shades	STD
Plank Style Synthetic Flooring	STD
Adjustable LED Lighting	STD
Dupont Corian® Pedestal Table (1)	STD
LED Widescreen HDTVs (2)	STD
Blu-Ray™ Player	STD
Power Rear Sofa (GT)	STD
Twin Rear Beds (GT Twin)	STD
Pass-Thru Rear Storage (GT)	STD
USB Charging Ports	STD
Locking Security Drawer (GT Twin)	STD
Pantry with Built-In Drawers & Shelves	STD
Overhead Wardrobe Closet (GT)	OPT
Rear Hidden Floor Storage (N/A with GT Twin or Air Suspension)	STD
Under Bed Storage Solutions (GT Twin)	STD
Fantastic® Fan with Rain Sensor	STD
Riveted Aluminum Porthole Door	STD
Additional Rear Seat (GT)	STD
Rear Cabin Carpet Kit (Black)	OPT

Bathroom (Wet Bath) Features

Toilet	STD
One-Piece Shower	STD
Sink with Articulated Mirror	STD
Retractable Clothes Line	STD
Towel Rack	STD

Galley Features

Dupont Corian® Countertop with Backsplash	STD
Dupont Corian® Galley Flip-up Shelf	STD
Sink with Integrated Cover	STD
Cooktop with Integrated Cover	STD
Waste Basket & Paper Towel Holder (built-in under galley top)	STD

Information and Specifications are based on the 2019 model year and are subject to change without notice. For additional information, consult your Authorized Airstream Dealer.



See more features online. [+](#)

2019
Tommy Bahama®
Special Edition



Tropical Getaway Vehicle.

The Tommy Bahama® Airstream Interstate is a collaboration between the leaders of luxury, land-based travel and the authority on sophisticated, island-inspired style. All wrapped up in a Mercedes-Benz® no less. We've brought the best of both worlds together in a tropical touring coach that can take you to your favorite beach (both literally and figuratively) at the turn of a key.





Tommy Bahama

RELAX EDITION

Experience the legends ...

Airstream

Founded in 1931, Airstream is truly an American icon. With a sterling reputation, built on a foundation of unique designs, futuristic innovations and dependable durability, Airstream has been inspiring adventures for over 85 years.




Mercedes-Benz

Since its inception in 1886, Mercedes-Benz has also been renowned and synonymous with unmatched automotive luxury, performance and advanced technologies.



It's no surprise, when these two world-class companies rallied together to create the Airstream Interstate, it made perfect sense. By pairing sleek Airstream styling with the precision engineering of the Mercedes-Benz Sprinter, the result is a seamless expression of power, opulence, comfort and reliability: the Airstream Interstate.

All Airstream Interstates are luxuriously appointed with a variety of stunning colors, finishes, and fabrics. Your options abound – choose the seating, socializing and sleeping arrangements that best fit your individual preference.

 Watch a video about the Airstream + Mercedes-Benz partnership.





Lean in to laid back.

Adventures in relaxation.





Four Wheel Drive, On Demand.



Optional on demand, four wheel drive maintains the utmost traction, stability, and control.

Ride on Air.



Optional air suspension system for improved drivability, stability, and comfort.

Watch a video about Air Ride Suspension.



It's a jungle in here.

In addition to the eye-catching island patterns, colors and materials, the Tommy Bahama® Airstream Interstate is loaded with thoughtful features and creature comforts. With built-in bar storage, luxury woven vinyl flooring, Caribbean style matte finish cabinetry and custom plantation wood remote controlled blinds, you're 24 feet closer to the tropical beach house of your dreams.



Relax, we've already set the mood with complimentary island-approved barware and a scented candle.





Tommy Bahama®: Best-in-Class Features

Performance

When it comes to performance, unsurpassed quality and unbeatable durability, Airstream® and Mercedes-Benz® lead the way. The award-winning Mercedes-Benz Sprinter is built to Airstream's unique specifications to ensure that dozens of premium chassis upgrades come standard on every Airstream Interstate.

CHASSIS

- ★ Mercedes-Benz® Sprinter 3500 extended
- ★ Mercedes-Benz® 3.0L V6 turbo diesel
- ★ 5-Speed automatic transmission
- ★ 188 horsepower / 325 lbs torque
- ★ 20,000 mile oil maintenance intervals
- ★ 5,000 pounds towing capacity
- ★ BlueTEC emission & fuel reduction technology
- ★ Battery assist
- ★ In-dash maintenance monitoring system
- ★ Multi-function steering wheel w/trip computer
- ★ Tilt & telescopic steering wheel
- ★ Heated windshield
- ★ Heated driver & passenger swivel seats
- ★ Heated power mirrors
- ★ Rear window defrost
- ★ Power windows
- ★ Power door locks
- ★ Hidden storage compartment
- ★ Overhead map lights
- ★ Overhead compartment for sunglasses
- ★ Locking glove box
- ★ Driver & passenger door entry lighting
- ★ Entry assist handles at each door
- ★ Custom floor mats
- ★ Alcoa® DuraBright forged aluminum wheels
- ★ All season tires
- ★ Hidden spare tire
- ★ High gravity suspension package
- ★ Heavy duty shocks
- ★ Heavy duty springs
- ★ Heavy duty stabilizer bars
- ★ Heavy duty bushings
- ★ Heavy duty brakes
- ★ Heavy duty 220 amp alternator
- ★ Leather wrapped steering wheel

- ✓ Amazing car like handling
- ✓ Easy to drive
- ✓ Quick acceleration
- ✓ Outstanding torque
- ✓ Exceptional fuel mileage (18+ MPG)
- ✓ Maximum strength & durability



Safety

Your safety is Airstream's and Mercedes-Benz' highest priority. Dozens of landmark safety innovations have been integrated into the Airstream Interstate to help protect you, your passengers and your cargo.

SAFETY


- ★ Multiple safety airbags
- ★ Child tethers on select floorplans
- ★ Collision prevention assist
- ★ Lane keeping assist
- ★ Blind spot assist
- ★ Front & rear parking assist
- ★ Trailer stability assist
- ★ High beam assist
- ★ Rear camera assist
- ★ Side camera(s) assist
- ★ Rear view monitor assist
- ★ Load adaptive electronic stability program
- ★ Automatic rain sensing wipers
- ★ Bi-Xenon headlights
- ★ Headlamp cleaning system

- ★ Automatic headlamp on and off
- ★ Fog lamps
- ★ First aid kit
- ★ Emergency flashlight
- ★ Fire extinguisher
- ★ LP gas detector
- ★ Smoke & CO alarm

- ✓ Superior safety
- ✓ State of the art systems
- ✓ Feel confident & in control



Collision Prevention Assist




Lane Keeping Assist



Blind Spot Assist



Side View Camera



Rear View Camera



Electronic Stability Program (ESP)

Download our Best-in-Class Guide for more.



Airstream + Mercedes-Benz

Design

World-renowned quality, craftsmanship and engineering goes into all aspects of design from luxurious interiors to exquisite exteriors along with technological excellence that delivers the most highly advanced state-of-the-art systems on the road today.

INTERIOR

- ★ Airstream® interior design & styling
- ★ Tommy Bahama® fabrics & accessories
- ★ Aluminum ceiling & trim
- ★ Caribbean matte finish cabinetry
- ★ Flush mount & solid shut cabinet hardware
- ★ Slide-free interior cabinet finish out
- ★ Ultraleather® seating
- ★ Dupont Corian® countertop
- ★ Magic Suede® on walls & window coverings
- ★ Marine woven vinyl flooring
- ★ Power shutter shades w/remote control
- ★ Adjustable LED lighting
- ★ Vanity mirrors in cockpit visors

- ✓ Luxuriously appointed
- ✓ Stunning colors, finishes, and fabrics
- ✓ Bold, beautiful, contemporary design



Grand Tour Side Screen Door

EXTERIOR

- ★ Automotive exterior design & styling
- ★ Full body kit (front, sides, rear)
- ★ Chrome enhancement kit
- ★ Airstream® & Mercedes-Benz® badging
- ★ Integrated hidden hitch cover
- ★ 3M® Protective Film on rear bumper
- ★ OE factory color coded components
- ★ Power auto-retract entry step
- ★ Undercarriage LED lighting
- ★ LED lighting service box locations
- ★ Locking service boxes
- ★ LED patio light
- ★ Armless power awning w/LED adjustable lighting
- ★ Aerodynamic awning transition caps
- ★ Side screen door
- ★ Rear power screen door

- ✓ Beautiful body lines & superior stance
- ✓ Uncompromising presence on the road
- ✓ Sleek, sophisticated & stunning style
- ✓ Stand apart from the crowd



Rear Power Screen Door

SYSTEMS

- ★ Construction – 7 layer/1.5 inch composite flooring system, EcoBatt® insulation throughout, premium heavy duty grade materials, latches, and hardware
- ★ Plumbing – macerator waste pump with power hose reel with power knife valves, heated fresh and grey tanks, tankless hot water heater
- ★ Electrical – multiplex touchpad electronic controls w/ 7 inch master control screen and integrated energy management system, LP generator w/noise-reduction resonator, 2 AGM house batteries, converter/inverter, & 300 watts of solar panels
- ★ NAV – highly advanced GPS navigation system
- ★ Storage – integrated storage throughout including overhead, under beds/sofa, galley and more
- ★ Entertainment – In-dash multimedia with satellite & HD radio, Pandora®, smart phone connectivity and much more; in-cabin HD LED widescreen TV (2), Blu-Ray™ Player, in-motion local TV antenna, pre-wired for satellite systems
- ★ Options – four-wheel drive, rear air suspension with automatic ride height, 4-point hydraulic level jack system

- ✓ Solid, heavy duty, rattle free construction
- ✓ High-grade materials & components
- ✓ Superior sound deadening from road noise
- ✓ Outstanding insulation from cold/hot conditions
- ✓ Advanced onboard systems with ease of use
- ✓ Well designed. Well built.

SUPPORT

- ★ 24/7 Emergency Roadside Assistance & 24/7 Technical Hotline
- ★ 3 Year/36,000 Mile Warranty
- ★ Coast to Coast Dealer Network



LED Undercarriage Lighting




Power Day/Night Shades



Armless Power Awning with LED Lighting



Centralized System Controls



Premium Cabinetry

Tommy Bahama® Special Edition Interior

Tommy Bahama® Relax Edition

Want to see more? Step inside.



Seating



Bedspread



Cabinetry



Accent



Accent



Accent



Flooring



Countertops



Awning



Floorplans

Find your perfect floorplan online.



Grand Tour



Lounge



Get your newly laid back life started in style with the complimentary Tommy Bahama® cooler, chairs and Marlin mug set.

Tommy Bahama® Special Edition Specifications

Chassis	Mercedes-Benz® Sprinter 3500 Extended
Engine	Mercedes-Benz® 3.0L V6 Turbo Diesel
Emissions	BlueTEC SCR Technology, 50 State – EPA/CARB Standards
Horsepower	188 HP / 325 lbs torque
Transmission	5 Speed Automatic
Axle Ratio	3.92
Wheelbase	170 in.
MPG*	18+ Estimated Highway
Chassis Safety System	Mercedes-Benz® Adaptive ESP® (Electronic Stability Program)
GVWR/GCWR	11,030 lbs/15,250 lbs
UBW	Lounge: 9,300 lbs 2WD/9,575 lbs. 4WD (add 90 lbs. for air suspension/add 240 lbs for leveling jacks) Grand Tour: 9,050 lbs. 2WD/9,325 lbs. 4WD (add 90 lbs. for air suspension/add 240 lbs for leveling jacks)
OCCC	Lounge: 1,730 lbs 2WD/1,455 lbs. 4WD (deduct 90 lbs for air suspenion/ deduct 240 lbs for leveling jacks) Grand Tour: 1,980 lbs 2WD/1,705 lbs 4WD (deduct 90 lbs for air suspenion/ deduct 240 lbs for leveling jacks)
Tow Package	Mercedes-Benz® Hitch, 7 Pin Trailer Plug, Brake Control Pre-wired
Tow Capacity**	Up to 5,000 lbs
Trailer Safety System	Mercedes-Benz® Trailer Stability Assist System
Overall Length	24 ft. 4.5 in.
Overall Height	9 ft. 8 in. 2WD/9 ft. 11 in. 4WD (inc A/C & Antenna)
Overall Width	6 ft. 7.7 in.
Interior Height/Width	6 ft. 2.25 in. / 5 ft. 10 in.
Tank Capacities	Fresh-26 gals, Grey-27 gals, Black-13 gals (Lounge), 14 gals (Grand Tour)
LPG	14.55 gals (61.9 lbs) 77% fill
Diesel Fuel	24.5 gals
Air Conditioner	13,500 BTU
Furnace	16,000 BTU
Water Heater	60,000 BTU On-Demand Continuous Flow
Heated Tanks	Fresh and Grey Tanks (12 volt)
Refrigerator & Freezer	Lounge – 3.1 cu. ft. Fridge (12 volt & 110 volt) Grand Tour – 5.0 cu. ft. Fridge & 1.6 cu. ft. Drawer Freezer (110 volt)
Microwave	1.2 Cubic Feet Drawer Microwave
Cooktop	2 Burner with Integrated Cover
Safety Components	LP Gas Detector, Smoke and CO ₂ Alarm, Fire Extinguisher, First Aid Kit
Plumbing System	Macerator Pump System

Specifications (continued)

TV Antenna	Omni Directional In-motion VHF/UHF
TV Cable	Cable TV Outlets/Hook-ups
TV Satellite	Pre-wired for Satellite Dish
Electrical System	Touch Screen/Touch Pad Electronic Controls with Energy Management System
Converter/Inverter	50 amp Multi-stage Charger, 1,000 watt Pure Sine Inverter
Generator	2.5 kW (LPG) with Auto Start and Ultra Quiet Resonator
Batteries (Coach)	4-12 Volt Deep Cycle Maintenance Free Group 24 AGMs
Shore Power	30 amp/110 Volt Service
Solar Power	300 Watt Solar System
Support	24/7 365 Roadside Assistance
Warranty***	3 Years/36,000 Miles Airstream 3 Years/36,000 Miles Mercedes-Benz® 5 Years/100,000 Miles Mercedes-Benz® Engine

* Actual mileage may vary due to load, driving style, and overall conditions.

** Typical tow capacity will range from 4,200-5,000 lbs dependent upon build spec and intended vehicle loading with people, cargo, and fluids.

*** New Vehicle Limited Warranty. Individual components may vary. See Owners Manual for specific warranty coverage and information.

Safety

Multiple Safety Air Bags	STD
Collision Prevention Assist	STD
Lane Keeping Assist	STD
Blind Spot Assist	STD
Front & Rear Parking Assist	STD
High Beam Assist	STD
Rear & Side Camera Assist	STD
Rain Sensing Windshield Wipers	STD
Spare Tire	STD
Child Safety Tether Anchors (2-Lounge Only)	STD

Information and Specifications are based on the 2019 model year and are subject to change without notice. For additional information, consult your Authorized Airstream Dealer.

Cockpit

Heated Driver/Passenger Seats	STD
Tilt & Telescopic Steering Wheel	STD
Multifunctional Steering Wheel	STD
Locking Glove Box	STD
Entry Door Lighting	STD
Overhead Map Lights	STD
In-Dash Maintenance Monitoring System	STD
Touch Screen NAV/SAT Radio/DVD System (8 in.)	STD
Rear & Side View Camera Monitor	STD
Custom Carpet Floor Mats	STD
Privacy Shades	STD

Exterior

Full Body Kit	STD
Hidden Hitch Cover Rear Bumper	STD
3M® Protective Film Rear Bumper	STD
Fog Lamps	STD
Alcoa® DuraBright Aluminum Wheels	STD
Xenon Headlights with Washer System	STD
Heated Windshield	STD
Power Heated Mirrors	STD
Power Armless Awning with Auto-Retract	STD
Power Entry Step (sliding side door)	STD
LED Lighting – patio, service box locations, awning (adjustable), under carriage (adjustable)	STD
Locking Service Boxes	STD
Exterior Shower with Hot & Cold Water	STD
LP Accessory Hook-up (Grill)	STD
Power Rear Screen	STD
Side Screen Door	STD
110V Outlet & HDMI Output	STD
Air Ride Suspension	OPT
4-Wheel Drive	OPT
Hydraulic Leveling Jacks	OPT

Main Cabin

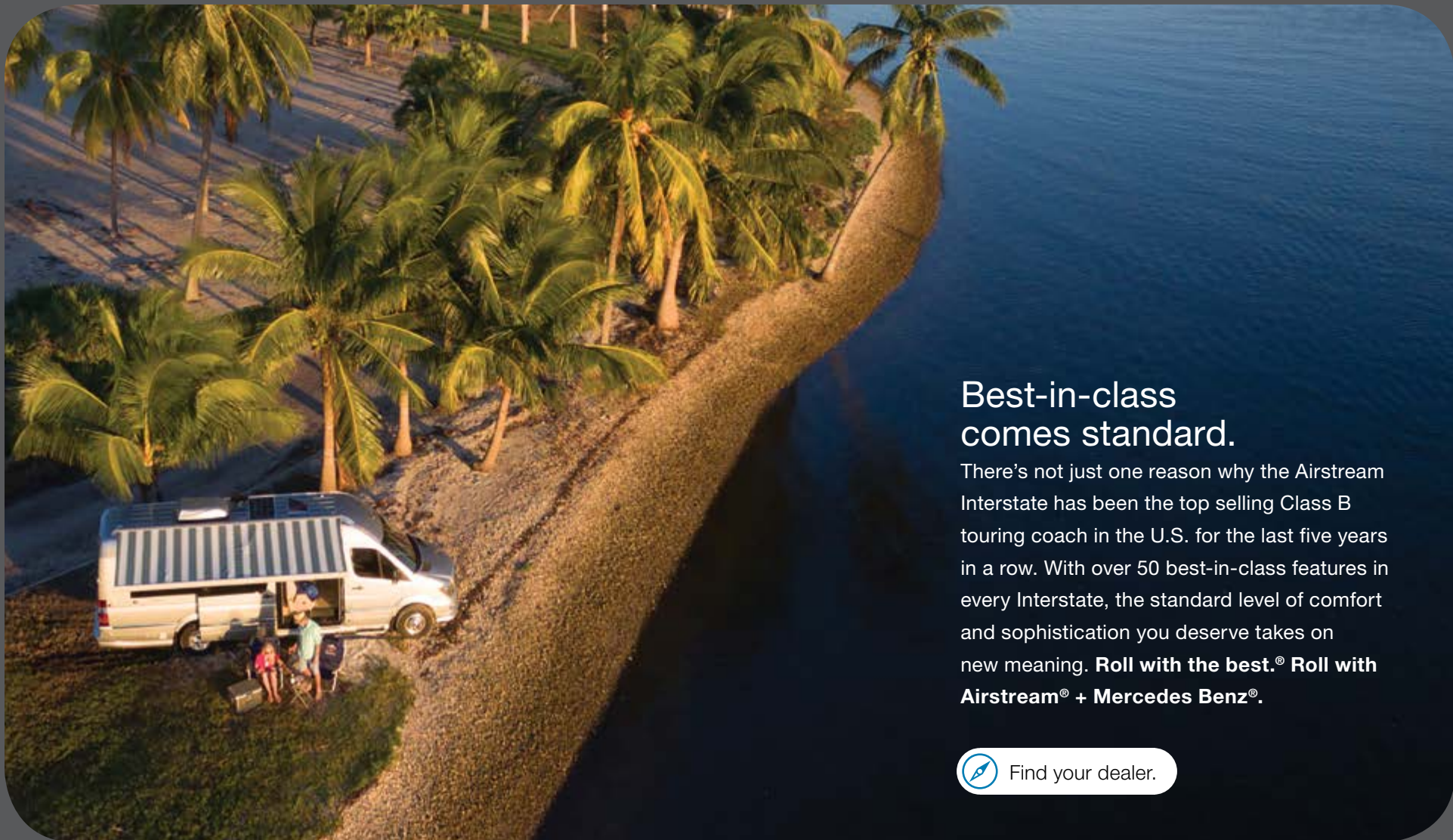
Signature Aluminum Ceiling & Trim	STD
Matte Finish Laminate Cabinetry	STD
Flush-Mount & Solid Shut Cabinets	STD
Ultraleather™ Seating	STD
Magic Suede® on Walls & Window Coverings	STD
Power Day/Night Window Shades	STD
Woven Plank Design Synthetic Flooring	STD
Adjustable LED Lighting	STD
Corian Pedestal Table (1)	STD
LED Widescreen HDTVs (2)	STD
Blu-Ray® Player	STD
Power Rear Sofa	STD
Pass-Thru Rear Storage	STD
Built-in Workstation (Grand Tour only)	STD
USB Charging Ports	STD
Overhead Wardrobe Closet	OPT
Rear Hidden Floor Storage (N/A with Air Ride Suspension)	STD
Additional Rear Seat	STD
Fantastic® Fan with Rain Sensor	STD
Rear Cabin Carpet Kit (Black)	OPT

Bathroom (Wet Bath)

Toilet	STD
One-Piece Shower	STD
Sink with Articulated Mirror	STD
Retractable Clothes Line	STD
Towel Rack	STD
Louvered Door	STD

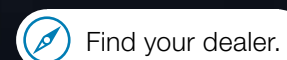
Galley

Dupont Corian® Countertop with Backsplash	STD
Dupont Corian® Galley Flip-up Shelf	STD
Sink with Integrated Cover	STD
Cooktop with Integrated Cover	STD
Bar Storage Rack	STD



Best-in-class comes standard.

There's not just one reason why the Airstream Interstate has been the top selling Class B touring coach in the U.S. for the last five years in a row. With over 50 best-in-class features in every Interstate, the standard level of comfort and sophistication you deserve takes on new meaning. **Roll with the best.® Roll with Airstream® + Mercedes Benz®.**



AIRSTREAM

419 West Pike Street
P.O. Box 629
Jackson Center, OH
45334 USA

937-596-6111
www.airstream.com



Our Exclusive Partner

Airstream is an exclusive partner of the Mercedes-Benz® Club of America and every purchase of a new Airstream Interstate Touring Coach comes with a **free one-year MBCA membership.**

Product information, specifications, and photography in this brochure were as accurate as possible at time of printing. Photographs may contain some features that are optional on your vehicle. Since we continually strive to improve our products, actual products may differ. Prices and specifications are subject to change without notice. All capacities are approximate and dimensions are nominal. Some features or options may be different or unavailable in other countries.

Warning – The recreational vehicle weight must remain within the manufacturer's specified chassis weight limit. Do not overload the recreational vehicle through the addition of water, options, cargo or otherwise.

AIRSTREAM® and all related model names, slogans, logos and trademarks used herein are owned or used under license by Airstream, Inc. TOMMY BAHAMA® and the Tommy Bahama Marlin design are trademarks of Tommy Bahama Group, Inc. Used with permission.

All content and images
© Airstream 2017 & 2018

INTST TB WEB 6/18