

2017



adventure, inspired by
AIRSTREAM





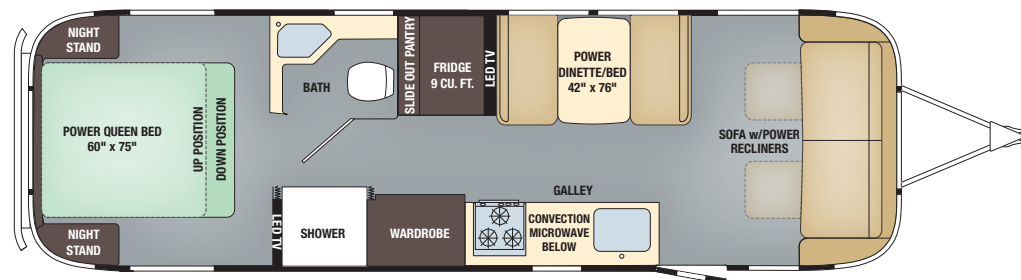
CLASSIC

Inside the Classic, you'll find abundant storage, sophisticated design, private sleeping quarters, and spacious living areas. Each elegant floor plan was created to make long-term travelers feel at home. Luxury fabrics, premium fixtures, and durable marine-grade flooring are proof the Classic is timeless.

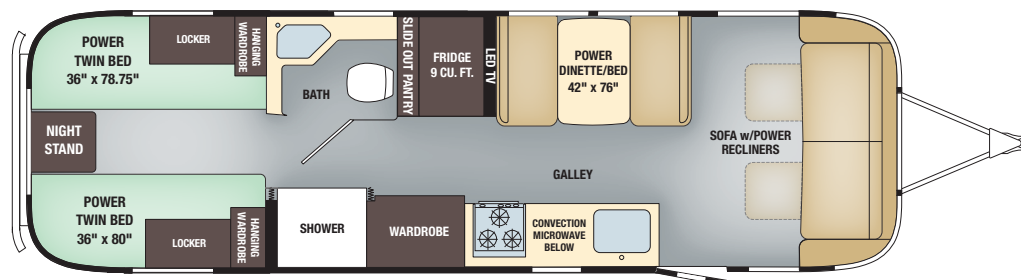


Classic Floorplans

30



30 Twin






Mocha Cherry: Macadamia Ultraleather™ Décor



Cabinetry



Flooring



Countertop




Seating



Bedspread



Accent



Awning

Mocha Cherry: Chestnut Ultraleather™ Décor



Cabinetry



Flooring



Countertop




Seating



Bedspread



Accent



Awning


Cognac Maple: Macadamia Ultraleather™ Décor



Cabinetry



Flooring



Countertop




Seating



Bedspread



Accent



Awning

Cognac Maple: Chestnut Ultraleather™ Décor



Cabinetry



Flooring



Countertop




Seating



Bedspread



Accent



Awning

Classic Specifications

30

Exterior Length	31' 3"
Exterior Width	8' 5.5"
Interior Width	8' 1"
Exterior Height with A/C	9' 9.5"
Interior Height with A/C	6' 7.5"
Hitch Weight (with LP & Batteries)	773
Unit Base Weight (with LP & Batteries)	7,365
Maximum Trailer Capacity (GVWR) (lbs.)	10,000
Net Carrying Capacity (lbs.)	2,635
Fresh Water Tank (gal.)	54
Gray Water Tank (gal.)	37
Black Water Tank (gal.)	39
30 AMP Service Single A/C with Heat Pump (BTU)	15,000
50 AMP Service Dual A/C with Heat Pump (13,500 BTU)	STD
Ducted Furnace (BTU)	34,000
Hydronic Heating Customized for Airstream	STD
Refrigerator	2-way 9 cu. ft.
Interior Windows and Skylights	19
Oven (LP Gas)	STD
Microwave	—
Convection Microwave Oven	STD
Sleeping Capacity	Up to 5



Exterior Features

Semi-Monocoque Aluminum Superstructure	STD
Fluorocarbon Treated UV Protected Aluminum Exterior	STD
Temperature Reducing One Piece White Aluminum Roof	STD
Thermal Barrier Protection Between Interior and Exterior	STD
Hand Crafted Welded Extruded Aluminum Window Frames	STD
Tempered Tinted Windows with Double Cam Latching System	STD
Powered ZipDee® Patio Awning with Sunbrella Fabric	STD
Manual ZipDee® Patio Awning with Sunbrella Fabric	—
ZipDee® Rear & Roadside Window Awning with Sunbrella Fabric	STD
LED Dimmable Patio Awning Light	STD
Polished Bumper with Storage	STD
LP (2 - 40 lb. Aluminum Tanks) with Auto 2-stage Regulator	STD
Aluminum LP Cover, LP Monitoring System	STD
2 Deep Cycle Batteries (lead acid) Group 27 with Converter	STD
Exterior LP Quick Connect Service Port	STD
Solar Front Window Protection	STD
Stainless Steel Front Stone Guard Protection	STD
Stainless Steel Exterior Shower with Hot & Cold Water	STD
Stainless Steel Lockable Fresh Water Tank Inlet	STD
City Water Inlet with Water Pressure Regulator	STD
Black Tank Flush System	STD
Hand Painted Chassis	STD
Torsion Axle Suspension	STD
Shock Absorber	STD
3000 lbs. Powered Hitch Jack with Light	STD
4 Powered Heavy Duty Stabilizer Jacks	STD
Michelin LT225/75R16 Tires, Balanced	STD
Stylized Aluminum Wheels	STD
Nev-R-Lube® Bearings	STD
Nev-R-Adjust® Brakes	STD
Spare Tire	STD
Solar Pre-wire (Rooftop & Front Access Points)	STD
160w Solar Package with Upgraded AGM Batteries (Group 27)	OPT
Rear View Camera Pre-wire	STD
Cable TV Hookup	STD
Satellite TV Hookup	STD
Dedicated Sewer Hose Storage	STD
LED Lit Entry Door Handle	STD
Unique Front Door Key with Heavy Duty Deadbolt	STD

Cast Aluminum Door Hinges	STD
Airstream Custom Aluminum Entry Step	STD
LED Entrance Light	STD
LED Tank Service Light	STD
LED Storage Compartment Light	STD
Cast Aluminum LED Taillights	STD
License Plate Bracket with LED Light	STD
Enclosed Aluminum Insulated Heated Underbelly	STD
Rear View Monitoring System	STD

Interior Features

Complete Aluminum Interior Walls and Ceiling	STD
Quietstream™ A/C with Heat Pump & Electronic Thermostat	STD
Fantastic® Fan with Thermostat & Automatic Rain Sensor	STD
Probeless Tank Monitoring System	STD
EcoBatt™ Insulation	STD
5/8" WBP Tongue-and-Groove Wood Floor	STD
Anti-wicking Outside Edge Floor Sealant	STD
Handcrafted Aluminum Screen Door with Guards	STD
Panoramic Front Windows with Blackout Shades	STD
Handcrafted Interior Cabinetry	STD
Seemless Luxury Woven Vinyl Flooring	STD
LED Interior Lighting with Dimmer	STD
Overhead Roof Lockers with Auto LED Lighting	STD
Electric/LP Water Heater	STD
1000W Pure Sine Inverter	STD
Coat & Key Hooks	STD
Touch Screen, Touch Pad Electronic Controls	STD
Silent, Uniformed Hydronic Heating	STD
Factory Tuned Polk® Audio Surround Sound	STD

Galley, Dinette & Lounge Features

3 Burner Cooktop (LP Gas)	STD
Baraldi Cooking Vent with Light	STD
Corian® Galley Top	STD
Stainless Steel Kohler® Sink with Cutting Board Sink Cover	STD
Corian® Dinette Top	STD
Ultraleather™ Lounge and Dinette Seating	STD
Powered Convertible Dinette for Sleeping Accommodations	STD
Flatware Organizer	STD
Water Purifying Filter	STD
AM/FM/Satellite Radio with Bluetooth® (input/output), App	STD
Blu-Ray™ DVD Player	STD
Surround Sound with Subwoofer	STD
Smart LED HD TV with Omni Directional Antenna	STD
Oceanair Day/Night Shades	STD
Kohler® Faucet	STD

Bedroom Features

Pillow Top Memory Foam Mattress for Powered Bed(s)	STD
Quilted Bedspread with Reverse Sham	STD
Decorative Throw Pillows	STD
Sleeping Pillows	STD
Reading LED Lights	STD
Under Bed Storage	STD
Cedar Lined Wardrobe with Hanging Bar	STD
LED HD TV	STD
Oceanair Day/Night Shades	STD

Bathroom Features

Removable Hand Held Kohler® Shower Head	STD
China Toilet	STD
Lavy Sink	STD
Roof Vent/Fan	STD
Heated Towel Bar	STD
Retractable Clothes Line in Shower	STD
Kohler® Faucet	STD

Additional Features

Safe for Valuables	STD
Soft Closing Hinges	STD
Magic Suede Window Valances	STD
Brushed Aluminum Backsplash	STD
Exterior Stainless Steel Upgrades	STD
Door Bell	STD
Cushion ZipDee® Chairs (Qty.:2)	STD
Bed Sheets	STD
Airstream Logo Entrance Mat	STD
Fire Extinguisher	STD
Emergency Manual Crank for Powered Hitch Jack	STD
LP, Smoke & Carbon Monoxide Detectors	STD
Winterization Bypass Valve	STD
TRA Certified Green: Emerald Status (Highest Rating)	STD
2 Year Airstream Limited Warranty (Transferable)	STD
2 Year 24/7 Coach-Net Roadside Assistance	STD
A/C Condensation Drain at Ground Level	STD



adventure, inspired by
AIRSTREAM
419 West Pike Street
P.O. Box 629
Jackson Center, OH
45334 USA
937-596-6111
www.airstream.com

The Airstream Travel Trailer Fleet



Product information, specifications, and photography in this brochure were as accurate as possible at time of printing. Photographs may contain some features that are optional on your vehicle.

Since we continually strive to improve our products, actual products may differ. Prices and specifications are subject to change without notice. All capacities are approximate and dimensions are nominal. Some features or options may be different or unavailable in other countries.

Warning – This information is intended as a guide only. Weights of individual vehicles may vary. Consult your owner's manual for complete loading, weighing, and towing instructions. Do not overload the travel trailer.

AIRSTREAM and associated logos are trademarks of Thor Tech, Inc., used with permission. Patents pending.

All content and images
© Airstream 2016 & 2017

CL 20k 8/16