

2017

Interstate EXT

AIRSTREAM



Floorplans



Lounge

Seats: 8 (9 with option)
Sleeps: 2



Lounge Twin

Seats: 4
Sleeps: 2



Lounge
Wardrobe

Seats: 7 (8 with option)
Sleeps: 2



Lounge Twin
Wardrobe

Seats: 3
Sleeps: 2



Grand Tour

Seats: 6 (7 with option)
Sleeps: 2



Grand Tour Twin

Seats: 2
Sleeps: 2

The **Interstate EXT Lounge Series** is designed with a tremendous amount of flexibility and has great social spaces, storage solutions and sleeping accommodations. Your options abound – choose the seating, socializing and sleeping arrangements that best fit your individual preference. With seating for up to 9 and the perfect balance of luxury, comfort and efficiency, there is a floorplan and décor for any adventure.

The **Interstate EXT Grand Tour Series** brings the best qualities of a classic Airstream travel trailer to the popular Airstream Interstate line, and offers all the amenities and comforts of a home away from home with the quality, easy maneuverability and convenience of Airstream and Mercedes-Benz.

“Best in Class –
Style, Systems, Storage & Sleeping Quarters”

Sleeping Quarters

All floorplans can convert to 70" x 82" oversized bed






Design

EXTERIOR COLORS



Jet Black



Brilliant Silver Metallic




Arctic White

INTERIOR DÉCORS

Light Camel



Oyster



Black

Ultraleather® Seating Choice



Countertop




Flooring




Cabinetry

Beach Wood



Moon




Black

Ultraleather® Seating Choice



Countertop



Flooring




Cabinetry

Columbian Walnut



Oyster




Black


Ultraleather® Seating Choice



Countertop




Flooring




Cabinetry

Onyx



Oyster



Black


Ultraleather® Seating Choice



Countertop



Flooring



Cabinetry



Specifications

Chassis	Mercedes-Benz® Sprinter 3500 Extended
Engine	Mercedes-Benz® 3.0L V6 Turbo Diesel
Emissions	BlueTEC SCR Technology, 50 State – EPA/CARB Standards
Horsepower	188 HP / 325 lbs torque
Transmission	5 Speed Automatic
Axle Ratio	3.92
Wheelbase	170"
MPG*	18+ Estimated Highway
Chassis Safety System	Mercedes-Benz® Adaptive ESP® (Electronic Stability Program)
GWR/GCWR	11,030 lbs/15,250 lbs
UBW	9,110 lbs
	9,087 lbs (Lounge, Lounge Ward)
	8,744 lbs (GT Twin, Lounge Twin, Lounge Twin Ward)
OCCC	1,920 lbs (GT)
	1,943 lbs (Lounge, Lounge Ward)
	2,286 lbs (GT Twin, Lounge Twin, Lounge Twin Ward)
Tow Package	Mercedes-Benz® Hitch, 7 Pin Trailer Plug, Brake Control Pre-wired
Tow Capacity**	Up to 5,000 lbs
Trailer Safety System	Mercedes-Benz® Trailer Stability Assist System
Overall Length	24'4.5"
Overall Height	9'8" (including A/C)
Overall Width	6'7.7"
Interior Height/Width	6'2.25"/5'10"
Tank Capacities	Fresh - 32 gals, Grey - 27 gals, Black - 13 gals (Lounge), 14 gals (GT)
LPG	14.55 gals (61.9 lbs) 77% fill
Diesel Fuel	24.5 gals
Air Conditioner	13,500 BTU
Furnace	16,000 BTU
Water Heater	6 gals (Output of 9 gals)
Heated Tanks	Fresh and Grey Tanks (12 volt)
Refrigerator & Freezer	3.1 cubic feet each (12 volt and 110 volt) (Freezer - GT Only)
Microwave	1.2 cubic foot Drawer Microwave
Cooktop	2 Burner with Integrated Cover
Safety Components	LP Gas Detector, Smoke and CO ₂ Alarm, Fire Extinguisher, First Aid Kit
Plumbing System	Macerator Pump System
TV Antenna	Omni Directional In-motion VHF/UHF
TV Cable	Cable TV Outlets/Hook-ups
TV Satellite	Pre-wired for Satellite Dish
Electrical System	Energy Management System (EMS)
Converter/Inverter	50 amp Multi-stage Charger, 1,000 watt Pure Sine Inverter
Generator	2.5 kW (LPG) with Remote Start
Batteries (Coach)	2-12 Volt Deep Cycle Maintenance Free Group 24 AGMs
Shore Power	30 amp/110 Volt Service
Solar Power	100 watt Solar Panel
Support	24/7 365 Roadside Assistance for 2 Years 3 Years/36,000 Miles Airstream
Warranty***	3 Years/36,000 Miles Mercedes-Benz®
	5 Years/100,000 Miles Mercedes-Benz® Engine

* Actual mileage may vary due to load, driving style, and overall conditions.

** Typical tow capacity will range from 4,200-5,000 lbs dependant upon build spec and intended vehicle loading with people, cargo, and fluids.

*** New Vehicle Limited Warranty. Individual components may vary. See Owners Manual for specific warranty coverage and information.

MAIN CABIN

Signature Aluminum Ceiling & Trim	STD
High Gloss Laminate Cabinetry	STD
Flush-Mount & Solid Shut Cabinets	STD
UltraLeather® Seating	STD
Magic Suede® Walls & Window Coverings	STD
Power Day/Night Window Shades w/Remote	STD
Plank Style Synthetic Flooring	STD
Adjustable LED Lighting	STD
Corian® Pedestal Table (1)	STD
Built-in Workstation (Grand Tour only)	STD
LED Widescreen HDTVs (2)	STD
Fantastic Fan with Rain Sensor	STD
Blu-Ray® Player	STD
Power Rear Sofa (N/A Twin Floorplans)	STD
Twin Rear Beds (Twin Floorplans Only)	STD
Pass-Thru Rear Storage (N/A Twin Floorplans)	STD
USB Charging Ports	STD
Locking Security Drawer (Twin Floorplans Only)	STD
Overhead Wardrobe Closet	STD
Rear Hidden Floor Storage (N/A Twin Floorplans)	STD
Underbed Storage Solutions (Twin Floorplans Only)	STD
Additional Rear Seat (N/A Twin Floorplans)	OPT

GALLEY

Corian® Countertop with Backsplash	STD
Corian® Galley Flip-up Shelf	STD
Sink with Integrated Cover	STD
Cooktop with Integrated Cover	STD
Waste Basket & Paper Towel Holder	STD

BATHROOM (WET BATH)

Toilet	STD
Shower	STD
Sink with Mirror	STD
Retractable Clothesline	STD
Towel Rack	STD
Riveted Aluminum Port Hole Door	STD

COCKPIT

Heated Driver/Passenger Seats	STD
Tilt & Telescopic Steering Wheel	STD
Multifunctional Steering Wheel	STD
Locking Glove Box	STD
Entry Door Lighting	STD
Overhead Map Lights	STD
In-Dash Maintenance Monitoring System	STD
Touch Screen NAV/SAT Radio/DVD System (8")	STD

Rear & Side View Camera Monitor	STD
Custom Carpet Floor Mats	STD
Privacy Shades	STD

SAFETY

Multiple Safety Air Bags	STD
Collision Prevention Assist	STD
Lane Keeping Assist	STD
Blind Spot Assist	STD
Front & Rear Parking Assist	STD
High Beam Assist	STD
Rear & Side Camera Assist	STD
Child Safety Tether Anchors (2) (Lounge Only)	STD
Rain Sensing Windshield Wipers	STD
Spare Tire	STD

EXTERIOR

Full Body Kit	STD
Hidden Hitch Cover - Rear Bumper	STD
3M Protective Film - Rear Bumper	STD
Fog Lamps	STD
Alcoa® DuraBright Wheels	STD
Xenon Headlights with Washer System	STD
Heated Windshield	STD
Power Heated Mirrors	STD
Power Armless Awning with Auto-Retract	STD
Power Entry Step (sliding side door)	STD
LED Lighting - patio, service box locations, awning (adjustable), under carriage (adjustable)	STD
Locking Service Boxes	STD
Exterior Shower with Hot & Cold Water	STD
110 V outlet & HDMI Output	STD
LP Accessory Hook-up (Grill)	STD
Power Rear Screen	OPT
Side Screen Door	OPT
Air Ride Suspension	OPT
Golf Bag Storage	OPT
4-Wheel Drive	OPT



Roll with the Best[®]. Airstream + Mercedes-Benz.

adventure, inspired by
AIRSTREAM

419 West Pike Street
P.O. Box 629
Jackson Center, OH
45334 USA
937-596-6111
www.airstream.com

Product information, specifications, and photography in this brochure were as accurate as possible at time of printing. Photographs may contain some features that are optional on your vehicle.

Since we continually strive to improve our products, actual products may differ. Prices and specifications are subject to change without notice. All capacities are approximate and dimensions are nominal. Some features or options may be different or unavailable in other countries.

Warning – This information is intended as a guide only. Weights of individual vehicles may vary. Consult your owner's manual for complete loading, weighing, and towing instructions. Do not overload the travel trailer.

All content and images
© Airstream 2016 & 2017

TC 20k 4/16